

# Sam Houston State University Charter School

## Month End Financial Report

August 31, 2019

Prepared by: Brytnie Miñiel, Business Manager






---

## Table of Contents

<b>Page 2</b>	Graphs: Average Student Enrollment and Average Daily Attendance
<b>Page 3</b>	Graphs: Budgeted Revenue vs. Summary of Finances and Administrative Cost Ratio
<b>Page 4</b>	Reports: Financial Trend Analysis and Budget to Actual Progression
<b>Page 5</b>	Report: Year-to-Date Budget to Actual
<b>Page 6</b>	Reports: IDEA-B Maintenance of Effort and Program Intent Allotments
<b>Page 7</b>	Report: Federal Fiscal Status














	<b>Amended Budget</b>	<b>Received and Expended</b>	<b>Balance Remaining</b>	<b>Percent Complete</b>
<b>Revenues</b>				
5700 - Local Revenue	-	-	-	
5800 - State Program Revenue (FSP)	\$ 2,627,000.00	\$ 2,239,803.70	\$ 387,196.30	85.26%
<b>Total Revenues</b>	\$ 2,627,000.00	\$ 2,239,803.70	\$ 387,196.30	85.26%
<b>Expenditures</b>				
11 - Instruction	\$ 1,743,233.00	1,536di00 \$		



Month

Jul Aug Sep Oct



**Sam Houston State University Charter School  
Federal Program Fiscal Status  
August 31, 2019 - Fiscal Year is 100% Complete  
Federal Risk Rating for Noncompliance - LOW**

Fund and Grant	Object Code	Budget	Expenses Before FY19	Total Percent Expended Before FY19	Balance Remaining for FY19	FY19 YTD Expenses	Total Percent Expended	Balance Remaining	FY19 Indirect Cost Rate	Grant Award Period	Notes
Fund 258: 2017-2019 Public Charter School Program Start-Up Grant	6100	\$ -	\$ -	-	\$ -	\$ -	-	\$ -	0.00%	05/01/17 - 07/31/2019	Commitments: \$25,619.89
	6200	\$ 17,000.00	\$ 2,384.76	14.03%	\$ 14,615.24	\$ 2,688.00	29.84%	\$ 11,927.24			
	6300	\$ 757,000.00	\$ 610,945.53	80.71%	\$ 146,054.47	\$ 144,321.01	99.77%	\$ 1,733.46			
	6400	\$ 26,000.00	\$ 17,214.71	66.21%	\$ 8,785.29	\$ 8,912.35	100.49%	\$ (127.06)			
	Indirect Costs	\$ -	\$ -	-	\$ -	\$ -	-	\$ -			
<b>TOTAL</b>	<b>\$ 800,000.00</b>	<b>\$ 630,545.00</b>	<b>78.82%</b>	<b>\$ 169,455.00</b>	<b>\$ 155,921.36</b>	<b>98.31%</b>	<b>\$ 13,533.64</b>				
Fund 224: 2017-2018 IDEA-B Formula	6100	\$ 6,188.00	\$ 2,913.50	47.08%	\$ 3,274.50	\$ 3,273.83	99.99%	\$ 0.67	3.853%	02/06/18 - 09/30/19	Commitments: \$0.00
	6200	\$ 10,855.00	\$ 3,993.05	36.79%	\$ 6,861.95	\$ 6,861.01	99.99%	\$ 0.94			
	6300	\$ -	\$ -	-	\$ -	\$ -	-	\$ -			
	6400	\$ -	\$ -	-	\$ -	\$ -	-	\$ -			
	Indirect Costs	\$ 781.00	\$ 593.18	75.95%	\$ 187.82	\$ 187.93	100.01%	\$ (0.11)			
<b>TOTAL</b>	<b>\$ 17,824.00</b>	<b>\$ 7,499.73</b>	<b>42.08%</b>	<b>\$ 10,324.27</b>	<b>\$ 10,322.77</b>	<b>99.99%</b>	<b>\$ 1.50</b>				
Fund 225: 2017-2018 IDEA-B Pre-K	6100	\$ -	\$ -	-	\$ -	\$ -	-	\$ -	3.853%	02/06/18 - 09/30/19	Commitments: \$0.00
	6200	\$ 676.00	\$ 125.00	18.49%	\$ 551.00	\$ 549.00	99.70%	\$ 2.00			
	6300	\$ -	\$ -	-	\$ -	\$ -	-	\$ -			
	6400	\$ -	\$ -	-	\$ -	\$ -	-	\$ -			
	Indirect Costs	\$ 30.00	\$ 9.88	32.93%	\$ 20.12	\$ 21.15	103.43%	\$ (1.03)			
<b>TOTAL</b>	<b>\$ 706.00</b>	<b>\$ 134.88</b>	<b>19.10%</b>	<b>\$ 571.12</b>	<b>\$ 570.15</b>	<b>99.86%</b>	<b>\$ 0.97</b>				
Fund 224: 2018-2019 IDEA-B Formula	6100	\$ 4,500.00	\$ -	0.00%	\$ 4,500.00	\$ 4,499.69	99.99%	\$ 0.31	3.853%	08/20/18 - 09/30/19	Commitments: \$2,671.21
	6200	\$ 11,554.00	\$ -	0.00%	\$ 11,554.00	\$ 11,554.00	100.00%	\$ -			
	6300	\$ -	\$ -	-	\$ -	\$ -	-	\$ -			
	6400	\$ -	\$ -	-	\$ -	\$ -	-	\$ -			
	Indirect Costs	\$ 624.00	\$ -	0.00%	\$ 624.00	\$ 624.31	100.05%	\$ (0.31)			
<b>TOTAL</b>	<b>\$ 16,678.00</b>	<b>\$ -</b>	<b>0.00%</b>	<b>\$ 16,678.00</b>	<b>\$ 16,678.00</b>	<b>100.00%</b>	<b>\$ 0.00</b>				
Fund 225: 2018-2019 IDEA-B Pre-K	6100	\$ -	\$ -	-	\$ -	\$ -	-	\$ -	3.853%	08/20/18 - 09/30/19	Commitments: \$0.00
	6200	\$ 381.00	\$ -	0.00%	\$ 381.00	\$ 381.00	100.00%	\$ -			
	6300	\$ -	\$ -	-	\$ -	\$ -	-	\$ -			
	6400	\$ -	\$ -	-	\$ -	\$ -	-	\$ -			
	Indirect Costs	\$ 15.00	\$ -	0.00%	\$ 15.00	\$ 15.01	100.07%	\$ (0.01)			
<b>TOTAL</b>	<b>\$ 396.00</b>	<b>\$ -</b>	<b>0.00%</b>	<b>\$ 396.00</b>	<b>\$ 396.01</b>	<b>100.00%</b>	<b>\$ (0.01)</b>				
Fund 410: Instructional Materials Allotment for 2018-2019 Biennium	6300	\$ 80,116.22	\$ 78,257.68	97.68%	\$ 1,858.54	\$ 1,858.54	100.00%	\$ -	N/A	School Years 2017-2018 and 2018-2019	This is not a federal grant.
	<b>TOTAL</b>	<b>\$ 80,116.22</b>	<b>\$ 78,257.68</b>	<b>97.68%</b>	<b>\$ 1,858.54</b>	<b>\$ 1,858.54</b>	<b>100.00%</b>	<b>\$ 0.00</b>			
Fund 410: Instructional Materials Allotment for 2020-2022 Biennium	6300	\$ 70,566.34	\$ -	0.00%	\$ 70,566.34	\$ 5,395.50	7.65%	\$ 65,170.84	N/A	School Years 2019-2020 and 2020-2021	This is not a federal grant.
	<b>TOTAL</b>	<b>\$ 70,566.34</b>	<b>\$ -</b>	<b>0.00%</b>	<b>\$ 70,566.34</b>	<b>\$ 5,395.50</b>	<b>7.65%</b>	<b>\$ 65,170.84</b>			